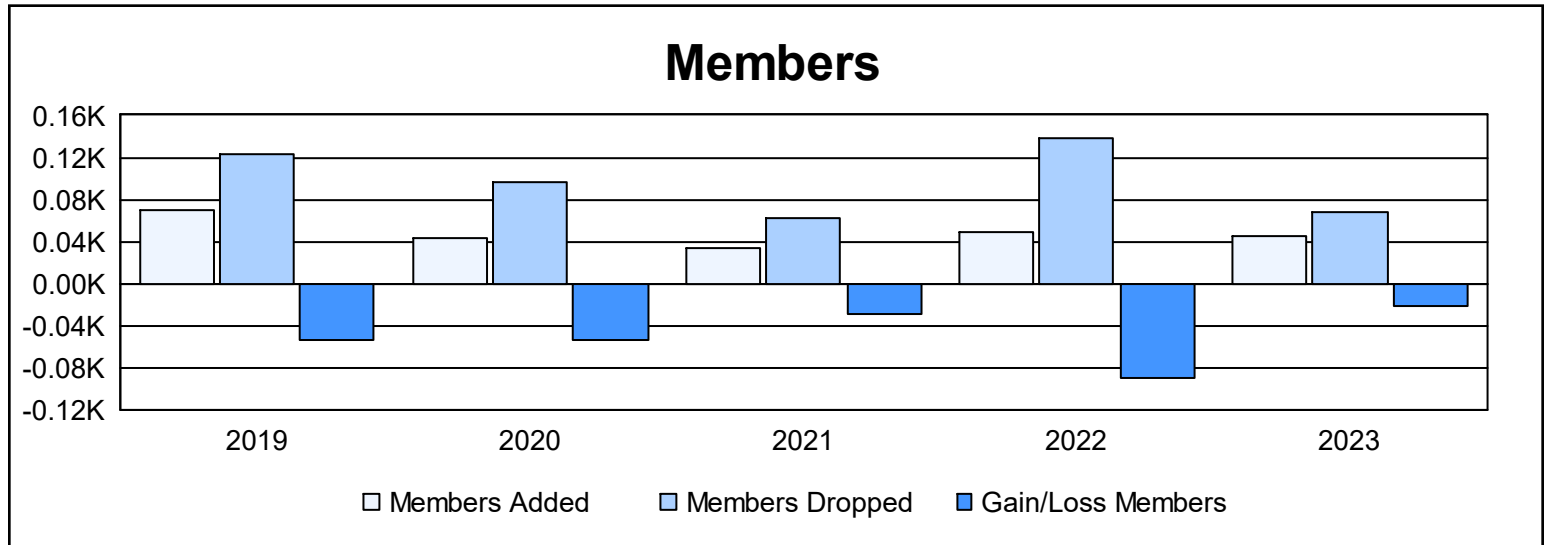
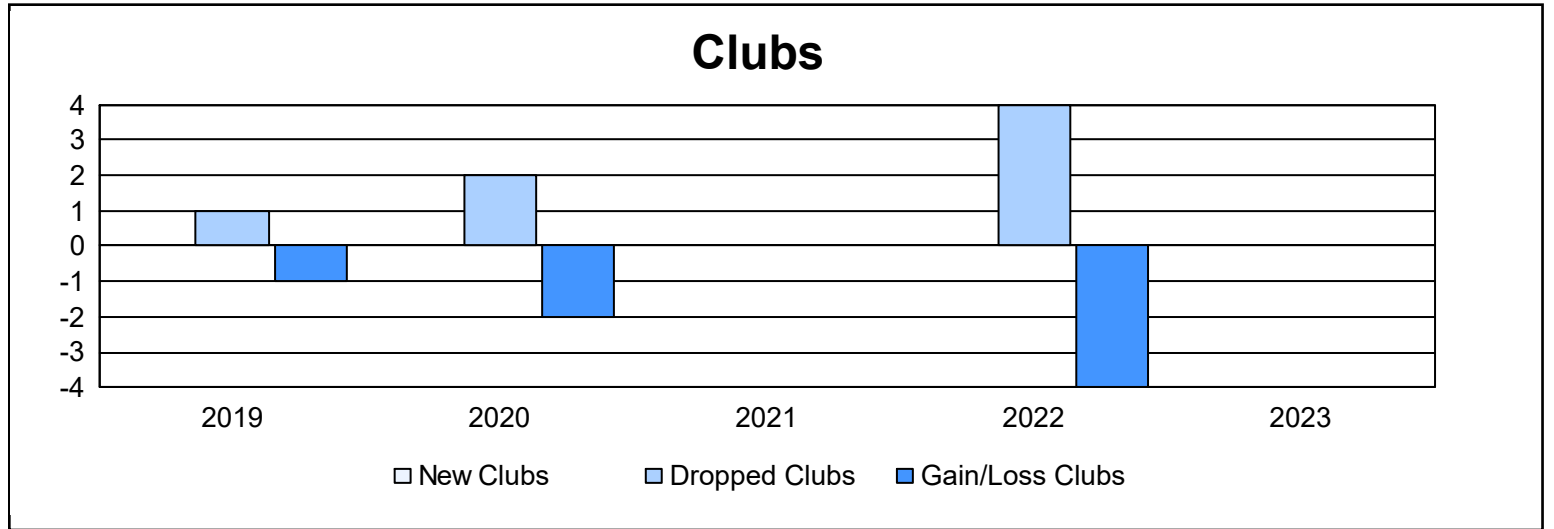
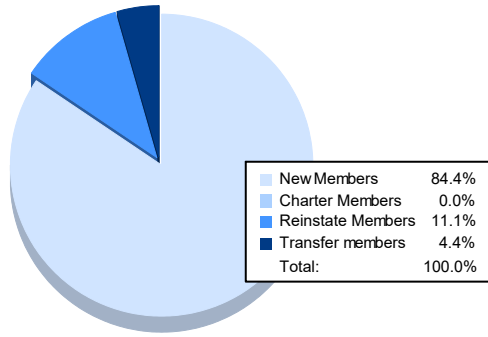


| Year | New Clubs | Dropped Clubs | Gain/ Loss Clubs | New Members | Charter Members | Reinstate Members | Transfer Members | Total Member Added | Total Members Dropped | Gain/ Loss Members |
|----------------|-----------|---------------|------------------|-------------|-----------------|-------------------|------------------|--------------------|-----------------------|--------------------|
| 2018-2019 | 0 | 1 | -1 | 55 | 1 | 6 | 8 | 70 | 123 | -53 |
| 2019-2020 | 0 | 2 | -2 | 32 | 0 | 0 | 12 | 44 | 97 | -53 |
| 2020-2021 | 0 | 0 | 0 | 16 | 12 | 5 | 0 | 33 | 63 | -30 |
| 2021-2022 | 0 | 4 | -4 | 42 | 0 | 3 | 3 | 48 | 138 | -90 |
| 2022-2023 | 0 | 0 | 0 | 38 | 0 | 5 | 2 | 45 | 67 | -22 |
| Average | 0 | 1 | -1 | 37 | 3 | 4 | 5 | 48 | 98 | -50 |



Membership Composition June 2023 Cumulative



Gender Composition June 2023 Cumulative

